

Communities that Care

C O A L I T I O N

Parent Engagement, Enrichment & Resources
(PEER) Community Ambassador

Self-Paced Training



Note: To view this training, go to “Slide Show” tab, and then click on “From Beginning”

Module 1: Introduction to the Program

Welcome

Welcome to the PEER Community Ambassador Training! This self-paced training will help you build the knowledge, skills, and strengths to be a successful *Parent Leader* in your community.

So what is a “PEER Ambassador” anyway? The role of the PEER Ambassador is to offer support, guidance, resources, and advocacy for parents and caregivers of children and youth. As a parent leader, you will be reaching out to fellow parents in your community to support them in raising healthy, happy children. There are several ways you can support parents—and this training and accompanying toolkit will help prepare you for: informational support, tangible support, esteem support, and emotional support. Each is described in the following slides.


Information Support



Support parents by providing them with information about various topics related to effective parenting (***Module 1***).

We have put together resources that are easy to access and read, and that answer many questions parents have about raising healthy children, including how to monitor children's social media use, how to talk to children about difficult topics, and how to identify when your child is struggling emotionally.


Tangible Support



Support parents by providing them with information about where they can find help in the community and online, including food pantries, mental health and substance use disorder treatment facilities, and crisis hotlines (***Module 2*** and ***Toolkit***).

We hope to update our Toolkit and list of resources regularly, and module 2 will help you learn how to navigate through the Toolkit.

Esteem Support



Support parents by reminding them of the important role that they play in their children's lives (***Modules 1 and 3***).

Research overwhelmingly shows that parents are the strongest force of influence on their children's behavior—including during the adolescent (ages 12-18) years. By reminding parents about the important role they play in their children's lives, how much they love their kids, and how they are doing so much for them, you can help them feel emotionally stronger and increase their self-esteem.

Emotional Support



Support parents by listening to them, hear their struggles, and provide words of support. Our training will help you learn important skills such as active listening skills, being culturally sensitive, and stigma awareness (**Module 3**).

Our Values

Respect

As PEER Ambassadors we respect others for who they are and treat everyone with dignity

Integrity

As PEER Ambassadors we choose transparency and choose to do the right thing in our communities

Confidentiality

As PEER Ambassadors we promise to maintain a level of trust and compassion to the people we support

Responsibility

As PEER Ambassadors we follow through on our tasks and seek help when needed

Social Justice

As PEER Ambassadors we respect others for who they are and treat everyone with dignity

Acceptance

As PEER Ambassadors we accept others in total; their differences, flaws, attributes, where they have been and where they are going.

What Do We Mean by “Parents”?

Although through this training we talk about supporting “parents”, it is important to note that children might be raised by grandparents, foster parents, other relatives. They can also be raised by single parents, pairs of mothers, pairs of fathers, and other family arrangements.

When we say “parents” in this training, we are referring to any adult who cares for children.

How will I connect with other parents?

Our last module will help you develop a plan to connect with parents in the community (**Module 4**). In addition to the information in this module, you will work with your Host Site Supervisor and Team Coordinator to identify opportunities to connect with parents in your community.


How does this training work?

Each of the seven training modules has of a series of articles and videos, followed by activities to help you reflect on and apply what you read, watched, and heard. In addition, each module has a brief quiz at the end to help you self-check the most critical lessons of the module, as well as space for you to write any challenges or questions you have related to the module's topic. You will then be able to share these challenges and/or questions with your Host Site Supervisor or Team Coordinator, who will support you throughout the process.

How does this training work? (continued)

You can choose your own speed and schedule for going through the training. We recommend that you complete each module (or each part of a module since some modules are divided into two parts) in one week as that will help you stay focused on each topic.

You can complete the various activities in each module in your **workbook**. The workbook contains all the same activities as the slides, but you can write in it and share it with your Host Site Supervisor.

In fact, each time you see this icon on a slide:  you should turn to the workbook, find the activity, and complete it there.

We hope you enjoy the training and learn information that is useful to you!

Getting Started – an Orientation Checklist

Here is a checklist of things we'll help you get set up with to get started:

- Meet with your “Host Site Supervisor” about the program
- Meet with Keyedrya, the “Program Coordinator”
- Meet the group of PEER Ambassadors
- Read and complete a [PEER Ambassador Agreement Form](#)
- Complete a [PEER Ambassador Profile Form](#)
- Get added to the [list of PEER Ambassadors](#) so you can receive emails
- Complete the [Pre-Program-Survey](#)
- Get a Chromebook and bag from Keyedrya
 - (and fill out a Tech Agreement Form)
- Get a paper Workbook and Toolkit from Keyedrya
- Get “giveaways” from Keyedrya
- Learn how to find and use the [GoogleDrive](#) and the [GoogleCalendar](#)
- Learn how to find and use the [Training Modules](#) (this slideshow)
- Learn how to find and complete the [Monthly Check-In Form](#)
- Get set up to receive monthly stipends (check or gift card)